

Stock outlook remains healthy, upgrade to BUY

Oil & Gas ▶ Company Update ▶ October 2, 2024

TARGET PRICE (Rs): 425

We upgrade PLNG to BUY from Add and raise our TP by 16% to Rs425/sh. We reiterate our positive view on the back of a steady outlook and attractive valuation. While the high Dahej utilization of Q1, driven by the power sector has cooled-off, we believe ~100% utilization is achievable for remainder of the fiscal. The commencement and ramp up of Exxon's second 1.2mmtpa term contract with higher Kochi tariff in FY26-27, leads to our EPS increasing 7-9% for that period. PLNG's tariff outlook following QatarGas renewal in CY28 has been a concern with offtakers seeking downward adjustments. However, the management has reiterated any cut won't be material and minority shareholder interests would be protected. We build in reasonable assumptions, but still see value in the stock. We value PLNG at 15x Sep-26E EPS (vs DCF earlier).

Petronet LNG: Financial Snapshot (Standalone)

Y/E Mar (Rs mn)	FY23	FY24	FY25E	FY26E	FY27E
Revenue	590,504	521,184	552,408	595,182	653,910
EBITDA	40,966	48,648	52,841	58,297	63,386
Adj. PAT	26,132	32,822	37,140	40,817	44,093
Adj. EPS (Rs)	17.4	21.9	24.8	27.2	29.4
EBITDA margin (%)	6.9	9.3	9.6	9.8	9.7
EBITDA growth (%)	(15.0)	18.8	8.6	10.3	8.7
Adj. EPS growth (%)	(3.4)	9.1	(6.9)	10.3	15.2
RoE (%)	12.5	18.4	23.8	23.4	21.1
RoIC (%)	14.9	24.7	36.7	35.1	30.7
P/E (x)	19.8	15.7	13.9	12.6	11.7
EV/EBITDA (x)	11.9	9.4	8.6	7.5	6.7
P/B (x)	3.5	3.0	2.7	2.4	2.2
FCFF yield (%)	3.0	8.8	3.5	4.9	5.6

Source: Company, Emkay Research

Steady core performance; Exxon supplies to ramp up from FY26E

Against >110% capacity utilization of Dahej terminal in Q1FY25, Q2 would be seasonally weaker, but we expect a utilization closer to 100%, which implies a full year run-rate of >100%. Kochi is also expected to see ramp up from Mangalore customers. Hence, our FY25E EPS outlook is intact and we have increased it by a slight 3%. In FY26-27, Exxon's 1.2mmtpa second contract would commence (0.5/1.2mmtpa FY26/27), while Dahej expansion of 5mmtpa would also be commissioned. This should lead to volume growth continuing for PLNG with Exxon volumes clocking higher Kochi terminal tariffs. We, therefore, raise our FY26/27E EPS by 7%/9%.

Too much worry on long-term uncertainties, new triggers still present

There seem to be concerns wrt Dahej tariff adjustment and destination flexibility for offtakers after the QatarGas contract renewal in CY28. However, PLNG's management has reiterated any tweaking in tariffs would be minor and not affect minority shareholder interests (offtakers are also promoters for PLNG), and also that destination clause is within PLNG's own terminals (i.e. Dahej, Kochi, and Gopalpur) hence, there won't be any loss in business. We believe such long-term uncertainties are there in every business and need not be overplayed; positive triggers like LNG Retail and C2-C3 are also there.

See value in stock under reasonably conservative assumptions

We note that PLNG has 7.5mmtpa of QatarGas contract, 8.25mmtpa of tolling and 2.6mmtpa of Exxon (Gorgon) contracts. Of this, the 7.5mmtpa has tariff adjustment risks while hikes should continue for the other two. Assuming a scenario where Kochi tariff is cut by ~10% in FY27 due to Exxon volumes and Dahej 7.5mmtpa is cut by 10% in FY29 along with a 2-3% annual tariff hike for the next 10 years, our DCF value for the stock still increases to Rs400/sh from Rs365/sh earlier. However, we move to a P/E-based valuation to cut overdependence on long-term DCF assumptions and value PLNG at 15x Sep-26E EPS to arrive at TP of Rs425/sh. We, therefore, upgrade PLNG to BUY from Add.

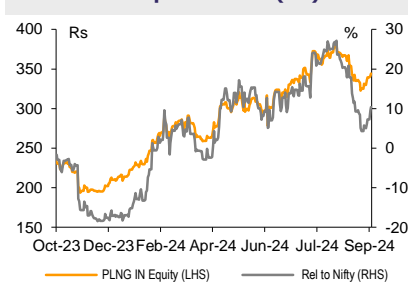
Target Price – 12M	Sep-25
Change in TP (%)	16.2
Current Reco.	BUY
Previous Reco.	ADD
Upside/(Downside) (%)	23.4
CMP (01-Oct-24) (Rs)	344.1

Stock Data	Ticker
52-week High (Rs)	385
52-week Low (Rs)	187
Shares outstanding (mn)	1,500.0
Market-cap (Rs bn)	516
Market-cap (USD mn)	6,158
Net-debt, FY25E (Rs mn)	-64,040
ADTV-3M (mn shares)	4
ADTV-3M (Rs mn)	1,494.3
ADTV-3M (USD mn)	17.8
Free float (%)	50.0
Nifty-50	25,797
INR/USD	83.8
Shareholding, Jun-24	
Promoters (%)	50.0
FPIs/MFs (%)	25.6/12.9

Price Performance

(%)	1M	3M	12M
Absolute	(6.3)	3.1	48.6
Rel. to Nifty	(8.4)	(3.5)	13.1

1-Year share price trend (Rs)



Sabri Hazarika

sabri.hazarika@emkayglobal.com
+91 22 6612 1282

Harsh Maru

harsh.maru@emkayglobal.com
+91 22 6612 1336

Arya Patel

arya.patel@emkayglobal.com
+91 22 6612 1285

Exhibit 1: PLNG’s tied up term volumes

Term Contracts & Offtakers (mmtpa)	Total	GAIL	IOCL	BPCL
QatarGas, Expiry & Renewal (for 20 years) in 2028	7.50	4.50	2.25	0.75
ExxonMobil 1 (Gorgon/Portfolio), Expiry in 2035	1.43	0.43	0.57	0.43
ExxonMobil 2 (Gorgon/Portfolio), FY26 to FY40*	1.20	0.36	0.48	0.36
Total	10.1	5.3	3.3	1.5

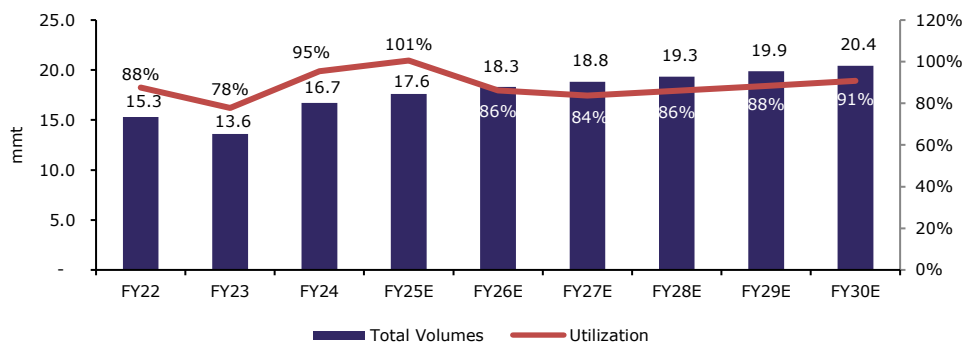
Source: Company, Emkay Research; *Note- Exxon 2 would start from 0.5mmtpa in FY26 and ramp up to 1.2mmtpa in FY27

Exhibit 2: PLNG’s tied up tolling volumes

Tolling Contracts & Offtakers (mmtpa)	Total	GAIL	IOCL	BPCL	GSPC	Torrent
Service, Expiry in 2036	8.25	2.50	1.50	1.00	2.25	1.00

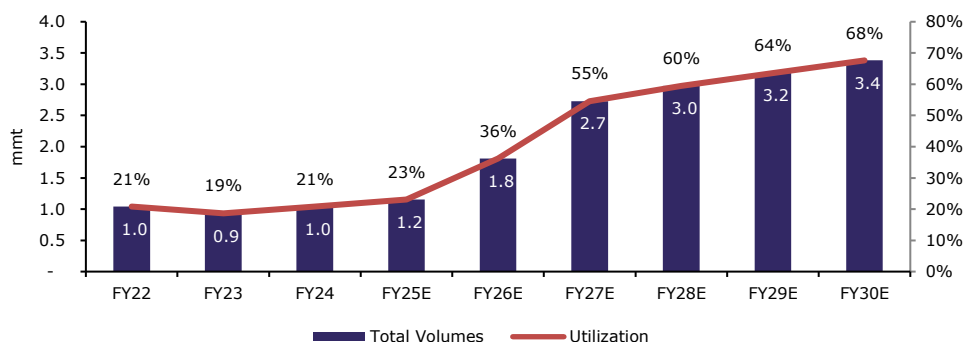
Source: Company, Emkay Research; *Note- PLNG has 0.97mmtpa C2-C3 contract with OPaL for expiry in CY28

Exhibit 3: Dahej volumes and utilization



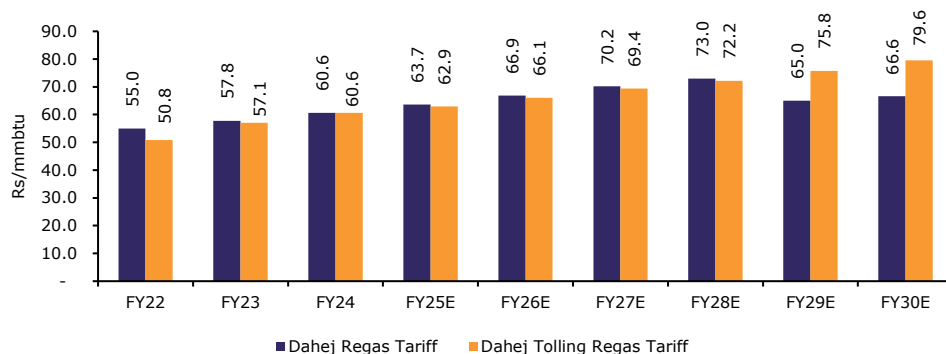
Source: Company, Emkay Research

Exhibit 4: Kochi volumes and utilization (assuming all Exxon volumes flow through Kochi)



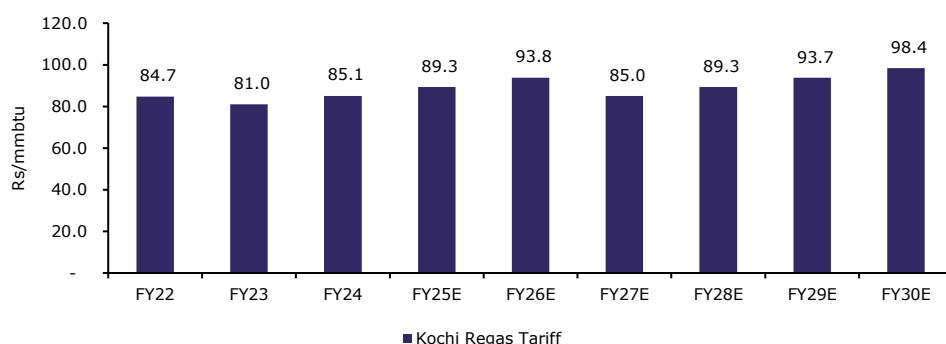
Source: Company, Emkay Research

Exhibit 5: Dahej terminal regas tariff assumptions for the medium to long term



Source: Company, Emkay Research

Exhibit 6: Kochi terminal regas tariff assumptions for the medium to long term



Source: Company, Emkay Research

Exhibit 7: Change in assumptions

	FY25E			FY26E			FY27E		
	Previous	Revised	Variance	Previous	Revised	Variance	Previous	Revised	Variance
EBITDA/mmbtu (Rs)	53.0	54.4	3%	53.8	56.0	4%	55.3	56.8	3%
Blended Regas Tariff (Rs/mmbtu)	70.5	71.7	2%	73.4	74.8	2%	75.3	74.1	-2%
Volumes (mmt)	18.8	18.8	0%	19.6	20.1	2%	20.4	21.6	6%
Growth	6%	6%	15bps	5%	7%	266bps	4%	7%	338bps

Source: Company, Emkay Research

Exhibit 8: Change in estimates

(Rs bn)	FY25E			FY26E			FY27E		
	Previous	Revised	Variance	Previous	Revised	Variance	Previous	Revised	Variance
Revenue	573.3	552.4	-4%	588.4	595.2	1%	606.3	653.9	8%
EBITDA	51.8	52.8	2%	54.9	58.3	6%	58.6	63.4	8%
EBITDA margin	9.0%	9.6%	54bps	9.3%	9.8%	46bps	9.7%	9.7%	4bps
PAT	36.2	37.1	3%	38.3	40.8	7%	40.6	44.1	9%
EPS (Rs)	24.1	24.8	3%	25.5	27.2	7%	27.1	29.4	9%

Source: Company, Emkay Research

Exhibit 9: Valuation (Sep-26E earnings)

Rs/share	FY23	FY24	FY25E	FY26E	FY27E
Standalone EPS	17.4	21.9	24.8	27.2	29.4
Target PE Multiple (x)					15.0
Target Price (Sep-2025)					425

Source: Company, Emkay Research

Petronet LNG: Standalone Financials and Valuations

Profit & Loss					
Y/E Mar (Rs mn)	FY23	FY24	FY25E	FY26E	FY27E
Revenue	590,504	521,184	552,408	595,182	653,910
Revenue growth (%)	38.2	(11.7)	6.0	7.7	9.9
EBITDA	40,966	48,648	52,841	58,297	63,386
EBITDA growth (%)	(15.0)	18.8	8.6	10.3	8.7
Depreciation & Amortization	7,644	7,766	8,069	9,611	11,120
EBIT	33,323	40,882	44,772	48,687	52,266
EBIT growth (%)	(17.8)	22.7	9.5	8.7	7.4
Other operating income	0	0	0	0	0
Other income	4,943	6,167	7,658	9,049	10,248
Financial expense	3,305	2,897	2,777	3,167	3,566
PBT	34,961	44,153	49,653	54,569	58,947
Extraordinary items	8,385	3,417	(5,644)	(6,049)	(3,050)
Taxes	10,946	12,208	11,090	12,227	14,086
Minority interest	0	0	0	0	0
Income from JV/Associates	0	0	0	0	0
Reported PAT	32,399	35,362	32,918	36,293	41,811
PAT growth (%)	(3.4)	9.1	(6.9)	10.3	15.2
Adjusted PAT	26,132	32,822	37,140	40,817	44,093
Diluted EPS (Rs)	17.4	21.9	24.8	27.2	29.4
Diluted EPS growth (%)	(3.4)	9.1	(6.9)	10.3	15.2
DPS (Rs)	10.0	10.0	8.8	9.7	11.1
Dividend payout (%)	46.3	42.4	40.0	40.0	40.0
EBITDA margin (%)	6.9	9.3	9.6	9.8	9.7
EBIT margin (%)	5.6	7.8	8.1	8.2	8.0
Effective tax rate (%)	49.2	33.4	13.8	14.1	20.0
NOPLAT (pre-IndAS)	16,916	27,226	38,578	41,814	41,799
Shares outstanding (mn)	1,500.0	1,500.0	1,500.0	1,500.0	1,500.0

Source: Company, Emkay Research

Cash flows					
Y/E Mar (Rs mn)	FY23	FY24	FY25E	FY26E	FY27E
PBT	34,961	44,153	49,653	54,569	58,947
Others (non-cash items)	10,176	7,619	3,188	3,729	4,438
Taxes paid	(12,386)	(12,373)	(11,930)	(13,075)	(14,943)
Change in NWC	(15,943)	5,909	(1,370)	(1,813)	(2,474)
Operating cash flow	25,193	48,725	33,896	37,361	42,919
Capital expenditure	(10,577)	(8,408)	(18,000)	(16,000)	(19,000)
Acquisition of business	0	0	0	0	0
Interest & dividend income	2,958	5,107	7,658	9,049	10,248
Investing cash flow	(7,977)	(9,884)	(18,361)	(28,072)	(24,635)
Equity raised/(repaid)	0	0	0	0	0
Debt raised/(repaid)	(6,177)	(6,429)	4,500	8,500	10,400
Payment of lease liabilities	(5,947)	(6,429)	(6,429)	(6,429)	(6,429)
Interest paid	(253)	(116)	(2,777)	(3,167)	(3,566)
Dividend paid (incl tax)	(17,250)	(15,000)	(13,167)	(14,517)	(16,725)
Others	0	0	0	0	0
Financing cash flow	(23,681)	(21,545)	(11,445)	(9,185)	(9,891)
Net chg in Cash	(6,465)	17,297	4,090	104	8,393
OCF	25,193	48,725	33,896	37,361	42,919
Adj. OCF (w/o NWC chg.)	41,135	42,816	35,267	39,173	45,393
FCFF	14,616	40,317	15,896	21,361	23,919
FCFE	14,269	42,527	20,777	27,243	30,601
OCF/EBITDA (%)	61.5	100.2	64.1	64.1	67.7
FCFE/PAT (%)	44.0	120.3	63.1	75.1	73.2
FCFF/NOPLAT (%)	86.4	148.1	41.2	51.1	57.2

Source: Company, Emkay Research

Balance Sheet					
Y/E Mar (Rs mn)	FY23	FY24	FY25E	FY26E	FY27E
Share capital	15,000	15,000	15,000	15,000	15,000
Reserves & Surplus	134,347	154,628	174,379	196,155	221,242
Net worth	149,347	169,628	189,379	211,155	236,242
Minority interests	0	0	0	0	0
Deferred tax liability (net)	7,031	6,172	5,332	4,484	3,627
Total debt	40,874	36,529	41,330	50,134	60,840
Total liabilities & equity	197,252	212,329	236,041	265,772	300,709
Net tangible fixed assets	87,875	81,441	82,672	105,861	112,256
Net intangible assets	29	29	29	29	29
Net ROU assets	23,362	19,929	19,929	19,929	19,929
Capital WIP	11,259	15,524	24,224	7,424	8,909
Goodwill	0	0	0	0	0
Investments [JV/Associates]	3,864	3,198	11,058	32,018	47,738
Cash & equivalents	65,498	90,062	94,312	94,577	103,133
Current assets (ex-cash)	56,161	60,506	64,217	69,280	76,344
Current Liab. & Prov.	27,433	38,430	40,470	43,416	47,701
NWC (ex-cash)	28,728	22,076	23,747	25,863	28,644
Total assets	197,252	212,329	236,041	265,772	300,709
Net debt	(28,488)	(56,731)	(64,040)	(76,461)	(90,031)
Capital employed	197,252	212,329	236,041	265,772	300,709
Invested capital	116,631	103,545	106,447	131,753	140,929
BVPS (Rs)	99.6	113.1	126.3	140.8	157.5
Net Debt/Equity (x)	(0.2)	(0.3)	(0.3)	(0.4)	(0.4)
Net Debt/EBITDA (x)	(0.7)	(1.2)	(1.2)	(1.3)	(1.4)
Interest coverage (x)	0.1	0.1	0.1	0.1	0.1
RoCE (%)	20.0	23.0	23.4	23.0	22.1

Source: Company, Emkay Research

Valuations and key Ratios					
Y/E Mar	FY23	FY24	FY25E	FY26E	FY27E
P/E (x)	19.8	15.7	13.9	12.6	11.7
P/CE(x)	20.3	13.9	10.1	9.1	8.9
P/B (x)	3.5	3.0	2.7	2.4	2.2
EV/Sales (x)	0.8	0.9	0.8	0.7	0.7
EV/EBITDA (x)	11.9	9.4	8.6	7.5	6.7
EV/EBIT(x)	14.6	11.2	10.1	9.0	8.2
EV/IC (x)	4.2	4.4	4.2	3.3	3.0
FCFF yield (%)	3.0	8.8	3.5	4.9	5.6
FCFE yield (%)	2.8	8.2	4.0	5.3	5.9
Dividend yield (%)	2.9	2.9	2.6	2.8	3.2
DuPont-RoE split					
Net profit margin (%)	3.0	5.6	7.7	7.9	7.2
Total asset turnover (x)	3.1	2.5	2.5	2.4	2.3
Assets/Equity (x)	1.4	1.3	1.2	1.3	1.3
RoE (%)	12.5	18.4	23.8	23.4	21.1
DuPont-RoIC					
NOPLAT margin (%)	2.9	5.2	7.0	7.0	6.4
IC turnover (x)	0.0	0.0	0.0	0.0	0.0
RoIC (%)	14.9	24.7	36.7	35.1	30.7
Operating metrics					
Core NWC days	19.7	13.5	13.6	13.6	13.8
Total NWC days	19.7	13.5	13.6	13.6	13.8
Fixed asset turnover	4.6	3.9	4.0	3.7	3.5
Opex-to-revenue (%)	1.7	1.5	1.9	2.0	2.0

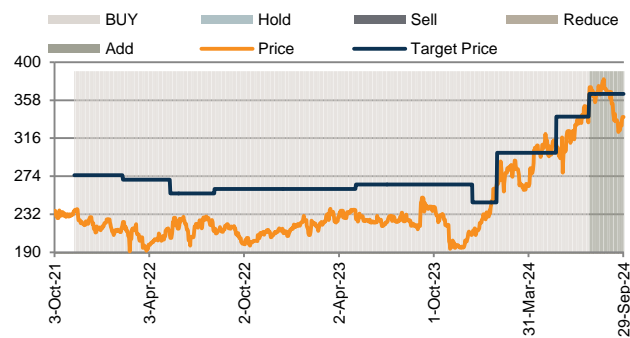
Source: Company, Emkay Research

RECOMMENDATION HISTORY - DETAILS

Date	Closing Price (INR)	TP (INR)	Rating	Analyst
25-Jul-24	365	365	Add	Sabri Hazarika
23-May-24	308	340	Buy	Sabri Hazarika
30-Jan-24	268	300	Buy	Sabri Hazarika
03-Jan-24	228	245	Buy	Sabri Hazarika
14-Dec-23	212	245	Buy	Sabri Hazarika
30-Nov-23	203	265	Buy	Sabri Hazarika
01-Aug-23	234	265	Buy	Sabri Hazarika
04-May-23	227	265	Buy	Sabri Hazarika
21-Jan-23	223	260	Buy	Sabri Hazarika
10-Nov-22	213	260	Buy	Sabri Hazarika
06-Aug-22	216	260	Buy	Sabri Hazarika
13-May-22	206	255	Buy	Sabri Hazarika
11-Feb-22	224	270	Buy	Sabri Hazarika
23-Nov-21	224	275	Buy	Sabri Hazarika
10-Nov-21	235	275	Buy	Sabri Hazarika

Source: Company, Emkay Research

RECOMMENDATION HISTORY - TREND



Source: Company, Bloomberg, Emkay Research

GENERAL DISCLOSURE/DISCLAIMER BY EMKAY GLOBAL FINANCIAL SERVICES LIMITED (EGFSL):

Emkay Global Financial Services Limited (CIN-L67120MH1995PLC084899) and its affiliates are a full-service, brokerage, investment banking, investment management and financing group. Emkay Global Financial Services Limited (EGFSL) along with its affiliates are participants in virtually all securities trading markets in India. EGFSL was established in 1995 and is one of India's leading brokerage and distribution house. EGFSL is a corporate trading member of BSE Limited (BSE), National Stock Exchange of India Limited (NSE), MCX Stock Exchange Limited (MCX-SX), Multi Commodity Exchange of India Ltd (MCX) and National Commodity & Derivatives Exchange Limited (NCDEX) (hereinafter referred to as "Stock Exchange(s)"). EGFSL along with its [affiliates] offers the most comprehensive avenues for investments and is engaged in the businesses including stock broking (Institutional and retail), merchant banking, commodity broking, depository participant, portfolio management and services rendered in connection with distribution of primary market issues and financial products like mutual funds, fixed deposits. Details of associates are available on our website i.e. www.emkayglobal.com.

EGFSL is registered as Research Analyst with the Securities and Exchange Board of India ("SEBI") bearing registration Number INH000000354 as per SEBI (Research Analysts) Regulations, 2014. EGFSL hereby declares that it has not defaulted with any Stock Exchange nor its activities were suspended by any Stock Exchange with whom it is registered in last five years. However, SEBI and Stock Exchanges had conducted their routine inspection and based on their observations have issued advice letters or levied minor penalty on EGFSL for certain operational deviations in ordinary/routine course of business. EGFSL has not been debarred from doing business by any Stock Exchange / SEBI or any other authorities; nor has its certificate of registration been cancelled by SEBI at any point of time.

EGFSL offers research services to its existing clients as well as prospects. The analyst for this report certifies that all of the views expressed in this report accurately reflect his or her personal views about the subject company or companies and its or their securities, and no part of his or her compensation was, is or will be, directly or indirectly related to specific recommendations or views expressed in this report.

This report is based on information obtained from public sources and sources believed to be reliable, but no independent verification has been made nor is its accuracy or completeness guaranteed. This report and information herein is solely for informational purpose and shall not be used or considered as an offer document or solicitation of offer to buy or sell or subscribe for securities or other financial instruments. Though disseminated to all the clients simultaneously, not all clients may receive this report at the same time. The securities discussed and opinions expressed in this report may not be suitable for all investors, who must make their own investment decisions, based on their own investment objectives, financial positions and needs of specific recipient.

EGFSL and/or its affiliates may seek investment banking or other business from the company or companies that are the subject of this material. EGFSL may have issued or may issue other reports (on technical or fundamental analysis basis) of the same subject company that are inconsistent with and reach different conclusion from the information, recommendations or information presented in this report or are contrary to those contained in this report. Users of this report may visit www.emkayglobal.com to view all Research Reports of EGFSL. The views and opinions expressed in this document may or may not match or may be contrary with the views, estimates, rating, and target price of the research published by any other analyst or by associate entities of EGFSL; our proprietary trading, investment businesses or other associate entities may make investment decisions that are inconsistent with the recommendations expressed herein. In reviewing these materials, you should be aware that any or all of the foregoing, among other things, may give rise to real or potential conflicts of interest including but not limited to those stated herein. Additionally, other important information regarding our relationships with the company or companies that are the subject of this material is provided herein. All material presented in this report, unless specifically indicated otherwise, is under copyright to Emkay. None of the material, nor its content, nor any copy of it, may be altered in any way, transmitted to, copied or distributed to any other party, without the prior express written permission of EGFSL. All trademarks, service marks and logos used in this report are trademarks or registered trademarks of EGFSL or its affiliates. The information contained herein is not intended for publication or distribution or circulation in any manner whatsoever and any unauthorized reading, dissemination, distribution or copying of this communication is prohibited unless otherwise expressly authorized. Please ensure that you have read "Risk Disclosure Document for Capital Market and Derivatives Segments" as prescribed by Securities and Exchange Board of India before investing in Indian Securities Market. In so far as this report includes current or historic information, it is believed to be reliable, although its accuracy and completeness cannot be guaranteed.

This report has not been reviewed or authorized by any regulatory authority. There is no planned schedule or frequency for updating research report relating to any issuer/subject company.

Please contact the primary analyst for valuation methodologies and assumptions associated with the covered companies or price targets.

Disclaimer for U.S. persons only: Research report is a product of Emkay Global Financial Services Ltd., under Marco Polo Securities 15a6 chaperone service, which is the employer of the research analyst(s) who has prepared the research report. The research analyst(s) preparing the research report is/are resident outside the United States (U.S.) and are not associated persons of any U.S. regulated broker-dealer and therefore the analyst(s) is/are not subject to supervision by a U.S. broker-dealer, and is/are not required to satisfy the regulatory licensing requirements of Financial Institutions Regulatory Authority (FINRA) or required to otherwise comply with U.S. rules or regulations regarding, among other things, communications with a subject company, public appearances and trading securities held by a research analyst account.

This report is intended for distribution to "Major Institutional Investors" as defined by Rule 15a-6(b)(4) of the U.S. Securities and Exchange Act, 1934 (the Exchange Act) and interpretations thereof by U.S. Securities and Exchange Commission (SEC) in reliance on Rule 15a 6(a)(2). If the recipient of this report is not a Major Institutional Investor as specified above, then it should not act upon this report and return the same to the sender. Further, this report may not be copied, duplicated and/or transmitted onward to any U.S. person, which is not the Major Institutional Investor. In reliance on the exemption from registration provided by Rule 15a-6 of the Exchange Act and interpretations thereof by the SEC in order to conduct certain business with Major Institutional Investors. Emkay Global Financial Services Ltd. has entered into a chaperoning agreement with a U.S. registered broker-dealer, Marco Polo Securities Inc. ("Marco Polo"). Transactions in securities discussed in this research report should be effected through Marco Polo or another U.S. registered broker dealer.

RESTRICTIONS ON DISTRIBUTION

This report is not directed to, or intended for distribution to or use by, any person or entity who is a citizen or resident of or located in any locality, state, country or other jurisdiction where such distribution, publication, availability or use would be contrary to law or regulation. Except otherwise restricted by laws or regulations, this report is intended only for qualified, professional, institutional or sophisticated investors as defined in the laws and regulations of such jurisdictions. Specifically, this document does not constitute an offer to or solicitation to any U.S. person for the purchase or sale of any financial instrument or as an official confirmation of any transaction to any U.S. person. Unless otherwise stated, this message should not be construed as official confirmation of any transaction. No part of this document may be distributed in Canada or used by private customers in United Kingdom.

ANALYST CERTIFICATION BY EMKAY GLOBAL FINANCIAL SERVICES LIMITED (EGFSL)

The research analyst(s) primarily responsible for the content of this research report, in part or in whole, certifies that the views about the companies and their securities expressed in this report accurately reflect his/her personal views. The analyst(s) also certifies that no part of his/her compensation was, is, or will be, directly or indirectly, related to specific recommendations or views expressed in the report. The research analyst (s) primarily responsible of the content of this research report, in part or in whole, certifies that he or his associated persons¹ may have served as an officer, director or employee of the issuer or the new listing applicant (which includes in the case of a real estate investment trust, an officer of the management company of the real estate investment trust; and in the case of any other entity, an officer or its equivalent counterparty of the entity who is responsible for the management of the issuer or the new listing applicant). The research analyst(s) primarily responsible for the content of this research report or his associate may have Financial Interests² in relation to an issuer or a new listing applicant that the analyst reviews. EGFSL has procedures in place to eliminate, avoid and manage any potential conflicts of interests that may arise in connection with the production of research reports. The research analyst(s) responsible for this report operates as part of a separate and independent team to the investment banking function of the EGFSL and procedures are in place to ensure that confidential information held by either the research or investment banking function is handled appropriately. There is no direct link of EGFSL compensation to any specific investment banking function of the EGFSL.

¹ An associated person is defined as (i) who reports directly or indirectly to such a research analyst in connection with the preparation of the reports; or (ii) another person accustomed or obliged to act in accordance with the directions or instructions of the analyst.

² Financial Interest is defined as interest that are commonly known financial interest, such as investment in the securities in respect of an issuer or a new listing applicant, or financial accommodation arrangement between the issuer or the new listing applicant and the firm or analysis. This term does not include commercial lending conducted at the arm's length, or investments in any collective investment scheme other than an issuer or new listing applicant notwithstanding the fact that the scheme has investments in securities in respect of an issuer or a new listing applicant.

COMPANY-SPECIFIC / REGULATORY DISCLOSURES BY EMKAY GLOBAL FINANCIAL SERVICES LIMITED (EGFSL):

Disclosures by Emkay Global Financial Services Limited (Research Entity) and its Research Analyst under SEBI (Research Analyst) Regulations, 2014 with reference to the subject company(s) covered in this report:-

- EGFSL, its subsidiaries and/or other affiliates and Research Analyst or his/her associate/relative's may have Financial Interest/proprietary positions in the securities recommended in this report as of October 2, 2024
- EGFSL, and/or Research Analyst does not market make in equity securities of the issuer(s) or company(ies) mentioned in this Report
Disclosure of previous investment recommendation produced:
- EGFSL may have published other investment recommendations in respect of the same securities / instruments recommended in this research report during the preceding 12 months. Please contact the primary analyst listed in the first page of this report to view previous investment recommendations published by EGFSL in the preceding 12 months.
- EGFSL, its subsidiaries and/or other affiliates and Research Analyst or his/her relative's may have material conflict of interest in the securities recommended in this report as of October 2, 2024
- EGFSL, its affiliates and Research Analyst or his/her associate/relative's may have actual/beneficial ownership of 1% or more securities of the subject company at the end of the month immediately preceding the October 2, 2024
- EGFSL or its associates may have managed or co-managed public offering of securities for the subject company in the past twelve months.
- EGFSL, its affiliates and Research Analyst or his/her associate may have received compensation in whatever form including compensation for investment banking or merchant banking or brokerage services or for products or services other than investment banking or merchant banking or brokerage services from securities recommended in this report (subject company) in the past 12 months.
- EGFSL, its affiliates and/or and Research Analyst or his/her associate may have received any compensation or other benefits from the subject company or third party in connection with this research report.

Emkay Rating Distribution

Ratings	Expected Return within the next 12-18 months.
BUY	>15% upside
ADD	5-15% upside
REDUCE	5% upside to 15% downside
SELL	<15% downside

Emkay Global Financial Services Ltd.

CIN - L67120MH1995PLC084899

7th Floor, The Ruby, Senapati Bapat Marg, Dadar - West, Mumbai - 400028. India
Tel: +91 22 66121212 Fax: +91 22 66121299 Web: www.emkayglobal.com

OTHER DISCLAIMERS AND DISCLOSURES:**Other disclosures by Emkay Global Financial Services Limited (Research Entity) and its Research Analyst under SEBI (Research Analyst) Regulations, 2014 with reference to the subject company(s) :-**

EGFSL or its associates may have financial interest in the subject company.

Research Analyst or his/her associate/relative's may have financial interest in the subject company.

EGFSL or its associates and Research Analyst or his/her associate/ relative's may have material conflict of interest in the subject company. The research Analyst or research entity (EGFSL) have not been engaged in market making activity for the subject company.

EGFSL or its associates may have actual/beneficial ownership of 1% or more securities of the subject company at the end of the month immediately preceding the date of public appearance or publication of Research Report.

Research Analyst or his/her associate/relatives may have actual/beneficial ownership of 1% or more securities of the subject company at the end of the month immediately preceding the date of public appearance or publication of Research Report.

Research Analyst may have served as an officer, director or employee of the subject company.

EGFSL or its affiliates may have received any compensation including for investment banking or merchant banking or brokerage services from the subject company in the past 12 months. . Emkay may have issued or may issue other reports that are inconsistent with and reach different conclusion from the information, recommendations or information presented in this report or are contrary to those contained in this report. Emkay Investors may visit www.emkayglobal.com to view all Research Reports. The views and opinions expressed in this document may or may not match or may be contrary with the views, estimates, rating, and target price of the research published by any other analyst or by associate entities of Emkay; our proprietary trading, investment businesses or other associate entities may make investment decisions that are inconsistent with the recommendations expressed herein. EGFSL or its associates may have received compensation for products or services other than investment banking or merchant banking or brokerage services from the subject company in the past 12 months. EGFSL or its associates may have received any compensation or other benefits from the Subject Company or third party in connection with the research report. EGFSL or its associates may have received compensation from the subject company in the past twelve months. Subject Company may have been client of EGFSL or its affiliates during twelve months preceding the date of distribution of the research report and EGFSL or its affiliates may have co-managed public offering of securities for the subject company in the past twelve months.